



THE MYERS
TOUCH

DESIGNING YOUR DREAM KITCHEN: PLANNING AND BUDGETING GUIDE



It's not every day that you are ready to start the process of planning the kitchen of your dreams.

Our award-winning team has been helping homeowners design their dream kitchen space for over 20 years, so this guide will not only walk you through the key decisions but also show you how these choices may impact your overall investment.

We hope this guide leaves you feeling more informed, in control & excited to begin your design journey.

Keith & Helena Myers

Keith & Helena Myers
Directors | The Myers Touch

Contents


STEP 1	SET THE BUDGET	PAGE 4
STEP 2	KNOW YOUR TIMEFRAME	PAGE 5
STEP 3	CHOOSE YOUR TEAM	PAGE 6
STEP 4	DECIDE YOUR KITCHEN FURNITURE STYLE	PAGE 7
STEP 5	IDENTIFY THE APPLIANCES YOU NEED	PAGE 9
STEP 6	SELECT YOUR SURFACE	PAGE 10
STEP 7	CHOOSE YOUR SINK & TAP	PAGE 11
STEP 8	ALLOW BUDGET FOR INSTALLATION	PAGE 12

Step 1 SET THE BUDGET

Setting a budget for your new kitchen is something we always advise before embarking on your design journey. It guides your designer, prevents disappointments and it allows you to get the most value from your investment.

We recognise that setting a budget can be difficult. The room size, product choices and the professionals involved will all impact the cost. However, you also need a professional to help you understand how to budget!

The following steps will show you how each individual choice in the process can impact your final spend; it's a bit like listing the individual items on a credit card statement that add up to a total amount.



True quality isn't expensive, it's priceless

Step 2 **KNOW YOUR TIMEFRAME**

It's easy to underestimate the time it takes from starting the design process to the installation being complete, so we've broken down the journey into four little steps (based on a mid-sized kitchen):

- **Design**

Understanding options and discovering best use of space is critical so do allow a minimum of 3 weeks to include the brief, design proposals and revisions

- **Technical checks**

Attention to detail is paramount for an excellent outcome so allow a minimum of 3 weeks for a final site survey and technical drawings

- **Manufacture**

We only use premium manufacturers that produce to order, so typically the manufacturer's lead time is between 8–18 weeks.

- **Installation**

Our expert team of fitters take great care in fitting your kitchen to a high standard so allow a minimum of 2–3 weeks for complete installation



How quickly you move through this journey may also be dependent upon a number of other factors, for example:

- Is the room for the kitchen yet to be built?
 - Do you find it difficult to make decisions (together) quickly?
 - Are you wishing to use a natural wood finish or bespoke features?
 - Are you commissioning an architect or builder to extend your home to fit a new kitchen space?
-



The simple steps in this little guide reveal how a mid-sized kitchen will usually take a minimum of 5 months from the point at which you involve one of our designers; and much longer if you have answered yes to any of the questions above.

The strength of the team is each individual member. The strength of each member is the team.

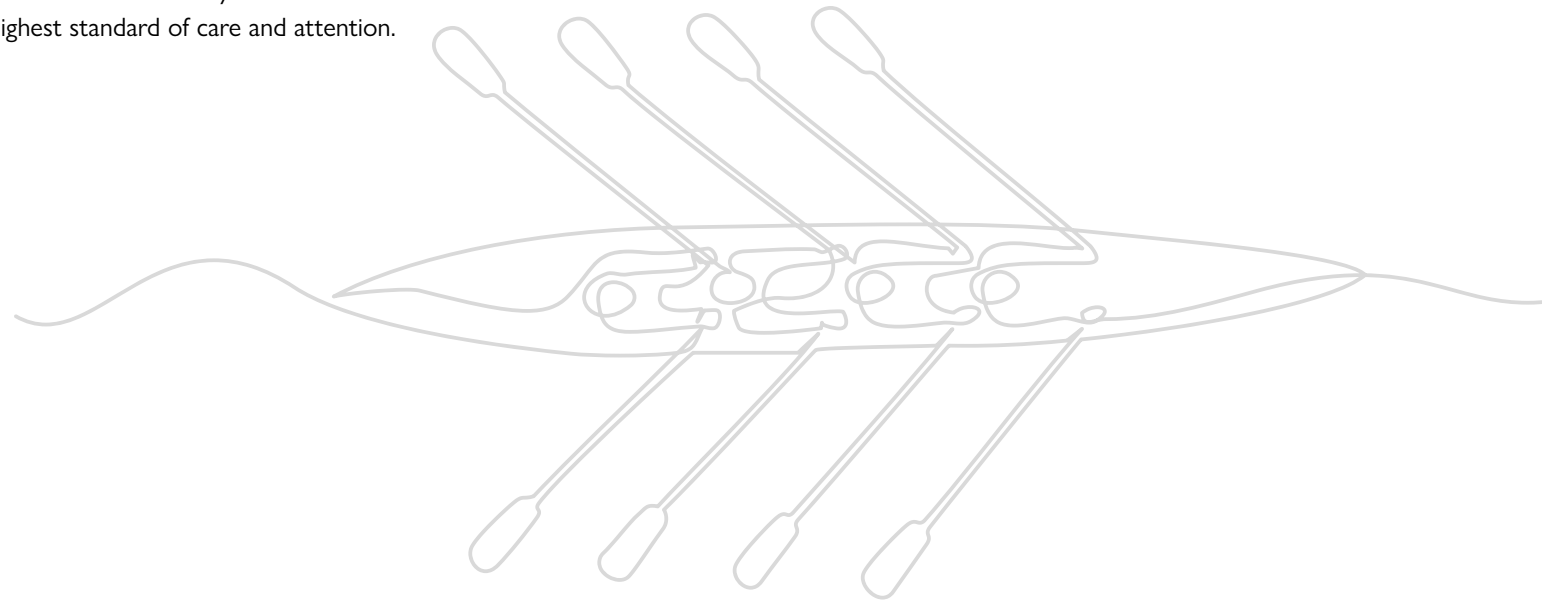
PHIL JACKSON

Step 3 CHOOSE YOUR TEAM

You will have heard it said “people buy from people”, and there will rarely be a more important time to engage with a designer you can trust than when they are designing the most important room of your home. Here are some questions you may want to ask yourself:

- Am I being listened to and understood?
- Will the design be created with originality, attention to detail and respect for my budget?
- What makes my designer enjoy their work?
- Do the website, case studies, awards and client testimonies all showcase excellence and care?

Once you have found the right team there is no better way you can help them help you than by making a commitment. You can be confident the entire Myers Touch team will be devoted to ensuring you receive the highest standard of care and attention.



Step 4 DECIDE YOUR KITCHEN FURNITURE STYLE

A kitchen from The Myers Touch starts from £25k* and there is no upper limit. An average project is usually in the region of £35–£80k*, however, we always prefer to work to an agreed budget so you are always in control.

*Prices stated include the products listed below, inclusive of VAT but excluding flooring.




Do you like to have things on show or behind closed doors? Do you have a lot of 'stuff'? Would cupboards or more drawers be most practical? Are you renovating or creating a utility space? Do you want your kitchen painted in a bespoke colour?

The biggest factors that influence the cost of the furniture are:

- The brand used; we offer four collections for a wide variation in cost and style (see below)
- Size & number of cabinets required
- Specification of the doors (from lower costed laminates through various lacquer options to premium bespoke solid timber and stone clad options)
- Internal features chosen such as drawers, hidden storage solutions etc
- The quantity of 'bespoke adaptations' to standard manufacturing sizes, for example, to raise units to an exact ceiling height, or overcome awkward spaces with unique sizing





BRAND	PRICE	UNIQUE FEATURES
Möbelife	£	Our own-brand German furniture provides quality and an extensive range of cabinet options and door finishes, with the longevity that you'd expect from a premium German brand at excellent value
Copatlife	££	An architecturally inspired Italian kitchen furniture system that brings creativity and expression through innovation & visual harmony. From durable laminate to aluminium structured door fronts, it's a range that encourages creativity and self-expression
Eggersmann	£££	The ultimate, premium German kitchen. Famous for fine craftsmanship, advanced technology and luxurious finishes. From durable materials to exotic veneers, the options are endless from this family-owned brand with over a century of experience.
Bespoke	£££	Quintessentially British handmade furniture, crafted & painted bespoke to order. Specialists in classic, shaker-style cabinetry

Based on the size, here's a guide to the cost of the furniture:

Small – An apartment kitchen or small galley kitchen ranges from £25k to £50k

Medium – An L-shape with an island or peninsular ranges from £35k to £80k

Large – A kitchen/living area, perhaps with a utility space, ranges from £50k upwards

*The fitchen needs to speak
to the head as well as the
heart*

Lost time is never found again

BENJAMIN FRANKLIN

Step 5 IDENTIFY THE APPLIANCES YOU NEED

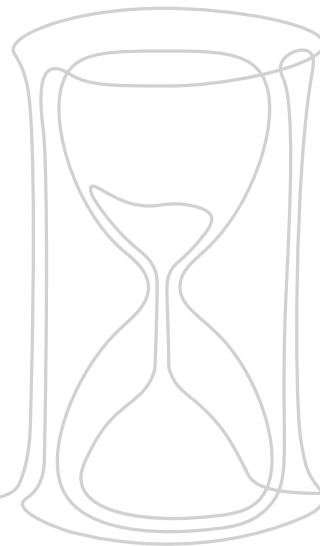
How much you spend on appliances will be determined by how many appliances are required, the brand chosen and the specific models that deliver the functionality that you need. Our designers are ready to guide and assist you in making the best possible choices for the way you want to cook.



How often do you shop & how big is your family? Do you need a large fridge/freezer? Do you entertain and need extra cooking capacity? Is there a particular brand of appliance on your wish list? Would you benefit from any specialist features, e.g., Steam cooking, integrated coffee machine, etc? Are you planning to keep any of your existing appliances?

The main brands we offer are shown below with a guideline indication of price for an oven, hob, dishwasher, extractor & fridge-freezer:

- Siemens: from £5k
- Miele: from £10k
- Gaggenau: from £10k
- Wolf/Sub Zero: from £40k



Step 6 SELECT YOUR SURFACE

Choosing the right worktop material is crucial as it affects durability, cost, and tactility. Different materials offer varying benefits, and a combination of materials may be ideal. The cost of work surfaces depends on the chosen material, kitchen size, and required fabrication work.

Here are the main categories of material we offer, in price order:

MATERIAL	SMALL KITCHEN	MEDIUM KITCHEN	LARGE KITCHEN
Laminate	from £1k	from £2k	from £3k
Quartz	from £3k	from £6k	from £10k
Dekton or Corian	from £4k	from £8	from £14k
Luxury Specialist Granite	Prices per square meter can range from £350 to £5k		

We also offer other bespoke surfaces such as paper, metals & moveable countertops



Consider whether you want to place hot ovenware directly onto a surface or use a trivet.
Do you require scratch resistance or non-staining materials? Have you considered acoustic effects?
Would you like to avoid a join? Or create a curve?



Laughter sparkles like a splash of water in sunlight


Step 7 CHOOSE YOUR SINK & TAP

A smaller decision perhaps, but still an important one in regard to the functionality and aesthetic is the choice of sink and tap. A boiling water tap is an excellent alternative to a kettle, for example, and a perfect solution if your sink is on an island. Sinks can be inset, under-mounted, and made of various different materials.

For example:

- A typical Blanco tap starts from £95
- A Quooker boiling water tap starts from £1,200
- Sinks start from around £350 for a single bowl inset sink to over £2K for a large waterstation

Would you prefer a single, double or 1.5 bowl? Inset or undermount? Contrasting stainless steel or matching stone?
Would you like drainer grooves or cut outs for a waste pop-up within your worktop?



How you do anything is
how you do everything

THE MARQUIS DE GRAMONT



Step 8 ALLOW BUDGET FOR INSTALLATION

A dream kitchen requires a dream installation! Our Technical and Installations Manager oversees each project because a great design is only as good as the quality of its installation.

The cost of labour and materials to install your kitchen is influenced by all of the other decisions made in steps 1–7. To act as an estimate, here are the costs for fitting the furniture, worktops, and appliances (excluding any structural work):

Small – An apartment kitchen or small galley kitchen starts from £3k

Medium – An L-shape with an island or peninsular starts from £6k

Large – A kitchen/living area, perhaps with a utility space, starts from £12k

This guide covers the essential product decisions, but we understand that every customer has unique preferences and non-negotiable items like built-in coffee machines, boiling water tap or a wine chiller. It's crucial to budget for these items and research their prices online to ensure they fit within your overall budget and meet your desires.

Finally, we've added a space for you to calculate an estimated budget for your projects. As stated above, this is intended as a guide only and we can discuss your options in detail during your design consultation.

KITCHEN ELEMENT	EXAMPLE	EXAMPLE NOTES	BUDGET	NOTES
Furniture	£35,000			
Surfaces	£6,000	Quartz		
Appliances	£3,000	Oven, microwave, induction hob, fridge-freezer		
Sink & Tap	£1,200	Recessed drainer		
Installation	£6,000			
Wish List Items	£2,000	Wine chiller		
Total	£53,200			

Great design is making
something memorable and
meaningful

DIETER RAMS



We hope this guide is helpful and leaves you ready to take the next step towards enjoying your dream kitchen.

If you'd like some further advice about your project or are ready to book an appointment, do not hesitate to contact us or visit our Winchester showroom. You can [book an appointment](#) via our website or you can call us on **01962 600700**

*The example costs in this document are intended as a guide only, and will vary depending on your bespoke design



EMAIL US

TELEPHONE 01962 600 700
29 SPRINGVALE ROAD, WINCHESTER, HAMPSHIRE, SO23 7ND

